



Community Giving: The Growth and Giving Priorities of Community Foundations

An Intelligence Report from The Charity Report
Volume 2, Number 1
January 2021

The Charity Report

Your independent news source in the charity sector

*Community Giving: The Growth and Giving Priorities of
Community Foundations*

Copyright © 2021 by The Charity Report Intelligence Reports

All rights reserved. No part of this material may be reproduced or transmitted in any form or by any means without written permission from the author.

ISSN 2563-2302

ISBN 978-1-989936-04-7

Published in Canada by The Charity Report.

January 2021

Table of Contents

Summary	4
Methodology	7
Community Foundation Basics	9
Top 5 Foundations	15
Top 5 priorities of as indicated by grants to qualified donees	22
Appendix A: Community Foundations Listing by Asset Value	34
Appendix B: Top 5 Expenditure Breakdown by Foundation	44

Summary

Community foundations have existed in Canada for more than 100 years, with The Winnipeg Foundation being established in 1912.

They are organized with the local need of the community in mind and, in modern times, are a vehicle for prospective philanthropists to establish donor advised funds. As reported in The Charity Report on August 18, 2020, “a donor advised fund (DAF) is an account established when a donor makes an irrevocable donation to a foundation that houses DAFs,” in this case community foundations.

“The donor to the DAF - which could be the account holder or a third-party donor - receives a donation receipt upon making the donation. On aggregate, the foundation which holds the DAF must disburse a minimum of 3.5% of the average balance over the previous two years, but there is no annual disbursement quota for individual fund holders.

Community foundations have fully vested ownership of the DAFs, but generally follow the advice received from the donor advisors of the DAFs.

In 2020, The Charity Report also reported that, “the federal government announced a \$350 million investment, the Emergency Community Support Fund (ECSF) to “improve the ability of community organizations to serve vulnerable Canadians during the COVID-19 crisis.” and said the funding would flow through three intermediary organizations—United Way Centraide, the Canadian Red Cross and Community Foundations of Canada—who have “the ability to get funds quickly to community organizations that serve vulnerable populations.”

Summary/2

With this study, our purpose is to provide basic information about how community foundations operate, their granting priorities, their regional role in the charity sector and in broader society.

Key findings include:

- There are about 168 community foundations in Canada that cumulatively hold about \$3.7 billion in gross assets value. Together, they disbursed about 6.5% of their assets in 2018.
- 80% of the gross asset value of community foundations are held by 5 community foundations. (See complete listing in Appendix A).
- 67% of the gross asset value of community foundations are held in western Canada.

This report primarily considered the activity of the top 5 community foundations, wherein:

- Between 2008 and 2018, the gross asset value in the top 5 community foundations grew by 212%, while gifts to qualified donees grew by 163%
- In 2018, the top 5 foundations jointly spent 5.93% (182.9 million) of their combined assets on all expenditures
- In 2018, the top 5 foundations jointly spent 4.39% (145.9 million) of their assets on grants to qualified donees
- In 2018, the top 5 community foundations jointly issued 165.3 million in charitable tax receipts

Summary/3

- The top 5 community foundations disbursed all their funds to Canadian charities.
- In this report we determined the granting priorities of the top 5 community foundation by looking at the last five years of T3010 data. The top overall recipient was the University of British Columbia with a combined 5-year grant total of \$21.8 million.
- Two Indigenous-led organizations made the overall top 15 grant recipients, which both received grants from The Victoria Foundation. One Indigenous-led group made the top 15 list of The Winnipeg Foundation. No Indigenous-led organizations were represented in the top 15 grant recipients from the Toronto Foundation, the Vancouver Foundation or the Foundation of Greater Montréal.

Methodology

- The Charity Report researched the T3010s, websites and, in some cases, the annual reports of 175 community foundations across the country, using the membership of [Community Foundations of Canada](#) as a basis of its research.
- We manually looked up the T3010s of each foundations s to determine
 - Location
 - Assets
 - Expenditures
 - Disbursement percentage
 - Amount disbursed to qualified donees
 - Tax receipts issued between 2009 to 2018
 - Diversity of governance
- 2018 data was used to determine asset value.
- There were several that appeared brand new and had not made their first tax return. Others had T3010s with limited information. We ended up looking at 168 communication foundations.
- Once we determined that the top 5 community foundations held 80% of the assets of all community foundations, and disbursed 74.2% of the cohort's expenditure, we decided to focus on those to determine what kinds of organizations were receiving grants.
- [Charitydata.ca](#) was used to determine the top 15 donees for each community foundation. The top 15 donees representing 1% to 2% of the overall number of donees, garnered 35% to 75% of the total funds granted.

Methodology/2

- [Charity listings at CRA](#) was used to determine the total number of qualified donees.
- While we were conducting our research, 2019 data began to become available on [charitydata.ca](#), our main source for qualified grantee information--information that is only listed for the most recent 5 years—provided 2015 to 2019 breakdowns as opposed to the 2014 to 2018 we'd been using. For that reason, the cumulative qualified donee data contained in the report might cover 2014 to 2018 or 2015 to 2019. This is indicated in the chart labelling.
- To understand leadership demographics, we went to each foundation's website and reviewed biographical information for each board member.

Community Foundation Basics

What is a community foundation?

What do they spend money on?

Community Foundations – Total Assets and Expenditures, 2018

Community foundations' expenditures vs. grants to qualified donees, 2018

Are community foundations meeting their disbursement quotas?

Percentage of assets by province or region



What is a community foundation?

A community foundation is a registered charity and an independent **public** foundation that has two areas of business:

1. Donors can set up funds within the foundation, so they receive a charitable tax credit from the foundation. The foundation then effectively “owns” the funds, but donors can continue to direct the spending of the fund, though the foundation has the ultimate control. This is called a [donor advised fund](#) (DAF). Community foundations manage the investment of the DAFs.
2. Community foundations make grants on behalf of its account holders, vetting grant recipients. There is no current regulation governing the disbursement of DAFs. Community foundations, however, are governed by the 3.5% [disbursement quota](#) currently in place for all charitable foundations, public and private, so *in aggregate* must spend 3.5% of its assets.

Community foundations currently hold about half of the DAFs established in Canada.

The first community foundation in Canada was The Winnipeg Foundation created in 1921.

The boards of directors of community foundations are typically made up of people who can help fundraise the donor advised funds, and people who can advise on community need.

What do they spend money on?

Expenditures reported by community foundations include:

1. *Their own charitable activities*
2. *Management and administration*
3. *Fundraising*
4. *Political activities*
5. *Other expenses not covered by what's listed above*
6. *Grants to qualified donees*

Their biggest expenditures are, by far, grants to qualified donees, which accounts for 75% of their expenditures. A breakdown of the top 5 community foundations expenditures can be found in Appendix B.

Community foundations also issue tax receipts for donations and for the donor advised funds that are set up under their umbrella.

On the next page, we show the percentage of expenditures grants to qualified donees made up of total expenditures for the 168 community foundations we studied.

Assets and Expenditures, 2018

168 Community Foundations

Total Asset Value

3.76 billion

Total Expenditures

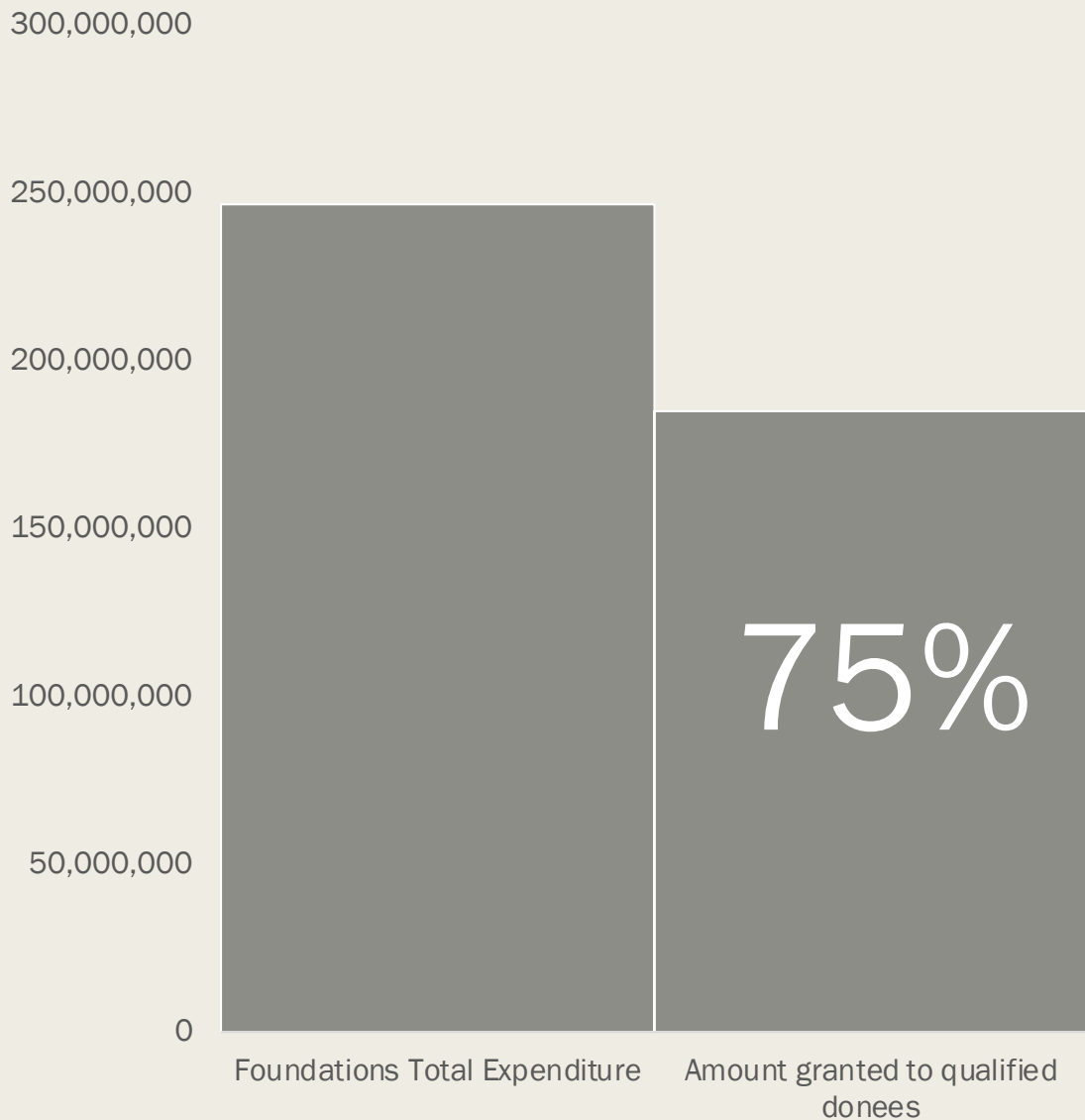
246.4 million (6.55%)

Total Grants to Qualified Donees

184.9 million (4.91%)

Grants to qualified donees as part of expenditures, 2018

168 foundations considered

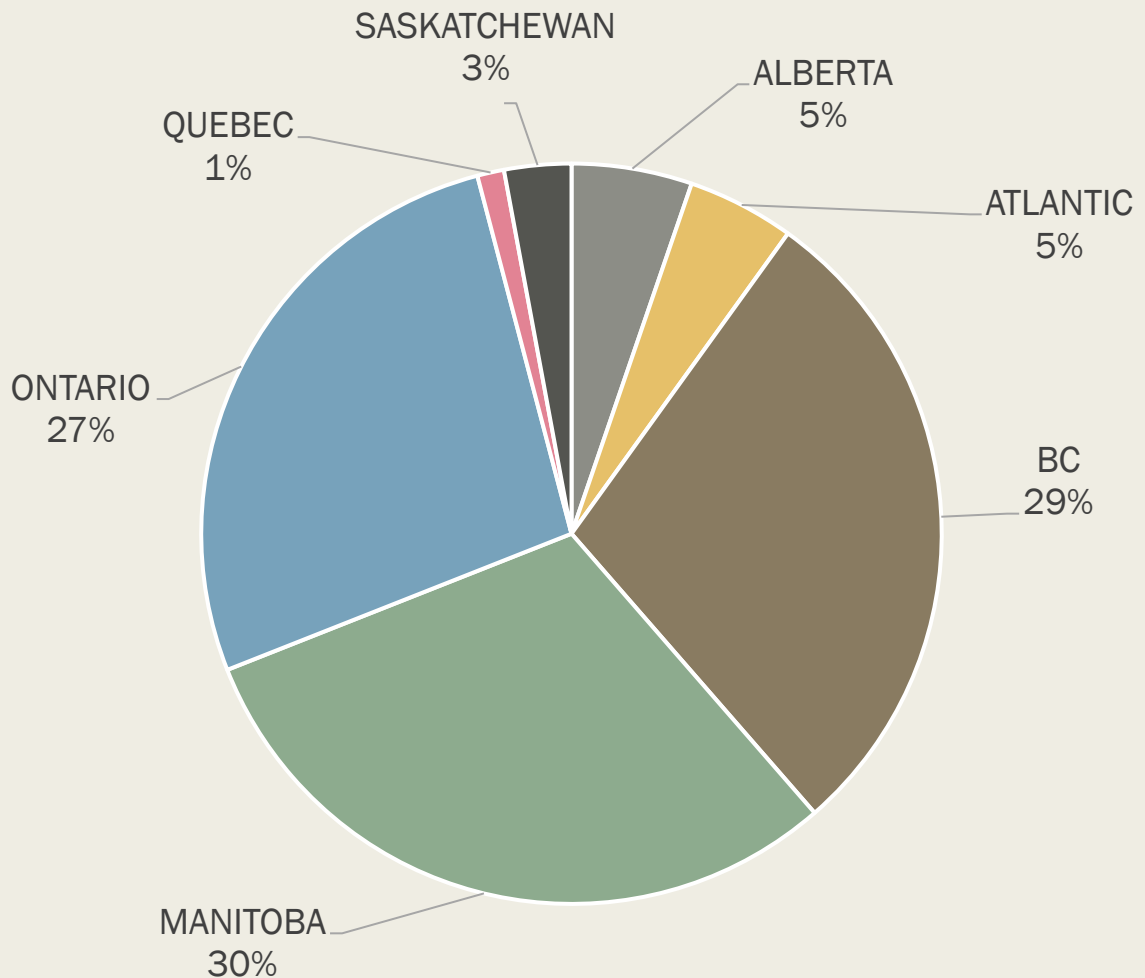


Are community foundations meeting their disbursement quotas?

EXPENDITURE CATEGORY COMMUNITY FOUNDATIONS	NUMBER	COMBINED ASSETS (\$)	PERCENTAGE ASSETS COMBINED
Community Foundations Currently Spending 0% - 3.5% of their Assets	14	10,460,326	0.28%
Community Foundations Currently Spending 3.5% - 5% of their Assets	25	1,047,275,112	27.89%
Community Foundations Currently Spending 5% - 10% of their Assets	76	2,205,722,478	58.73%
Community Foundations Currently Spending 10% - 25% of their Assets	39	485,542,313	12.93%
Community Foundations Currently Spending > 25%	14	6,645,583	0.18%
Totals	168	3,755,645,812	100%

Percentage of assets by province or region

Total Number: 168



Top 5 Foundations

Top 5 by Assets

Top 5 by Gifts to Qualified Donees, 2018

Top 5 by Expenditure, 2018

Top 5 growth in value of assets vs growth in grants to qualified donees. 2008 - 2018

Top 5, Amount disbursed to qualified donees vs value of tax receipts issued

Top 5 Board Demographics



Top 5 by Assets

The assets of the top 5 community foundations make up 80% of the assets of all 168 community foundations reviewed

Top 5 Community Foundations by Assets - 2018	Total Assets
Vancouver Foundation	1,203,087,272
The Winnipeg Foundation	946,611,551
Toronto Foundation	388,929,050
Victoria Foundation	280,584,528
The Foundation of Greater Montreal	193,698,879
Total Top 5	3,012,911,280

Top 5 by Expenditure, 2018

Top 5 Community Foundations by Assets - 2018	Total Expenditure
Vancouver Foundation	76,576,779
The Winnipeg Foundation	37,804,662
Victoria Foundation	32,518,239
Toronto Foundation	24,541,218
The Foundation of Greater Montreal	11,480,155
Total Top 5	182,921,053

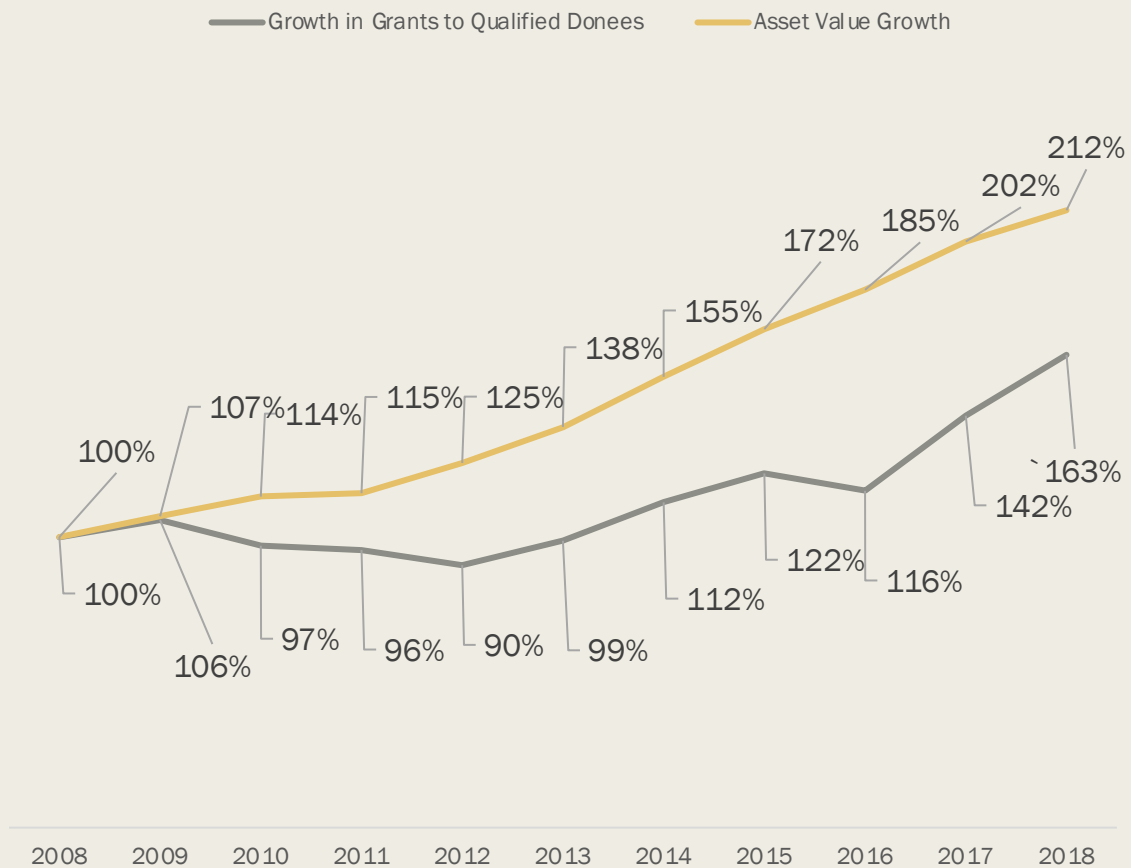
The top 5 foundations jointly spent 6.07% of their combined assets on all expenditures

Top 5 by Gifts to Qualified Donees, 2018

Top 5 Community Foundations by Assets - 2018	Grants to Qualified Donees
Vancouver Foundation	59,849,192
Victoria Foundation	29,727,046
The Winnipeg Foundation	28,829,733
Toronto Foundation	18,972,521
The Foundation of Greater Montreal	8,497,178
Total Top 5	145,875,670

The top 5 foundations jointly disbursed 4.84% of their combined assets to qualified donees.

Top 5 growth in value of assets vs growth in grants to qualified donees, 2008 - 2018



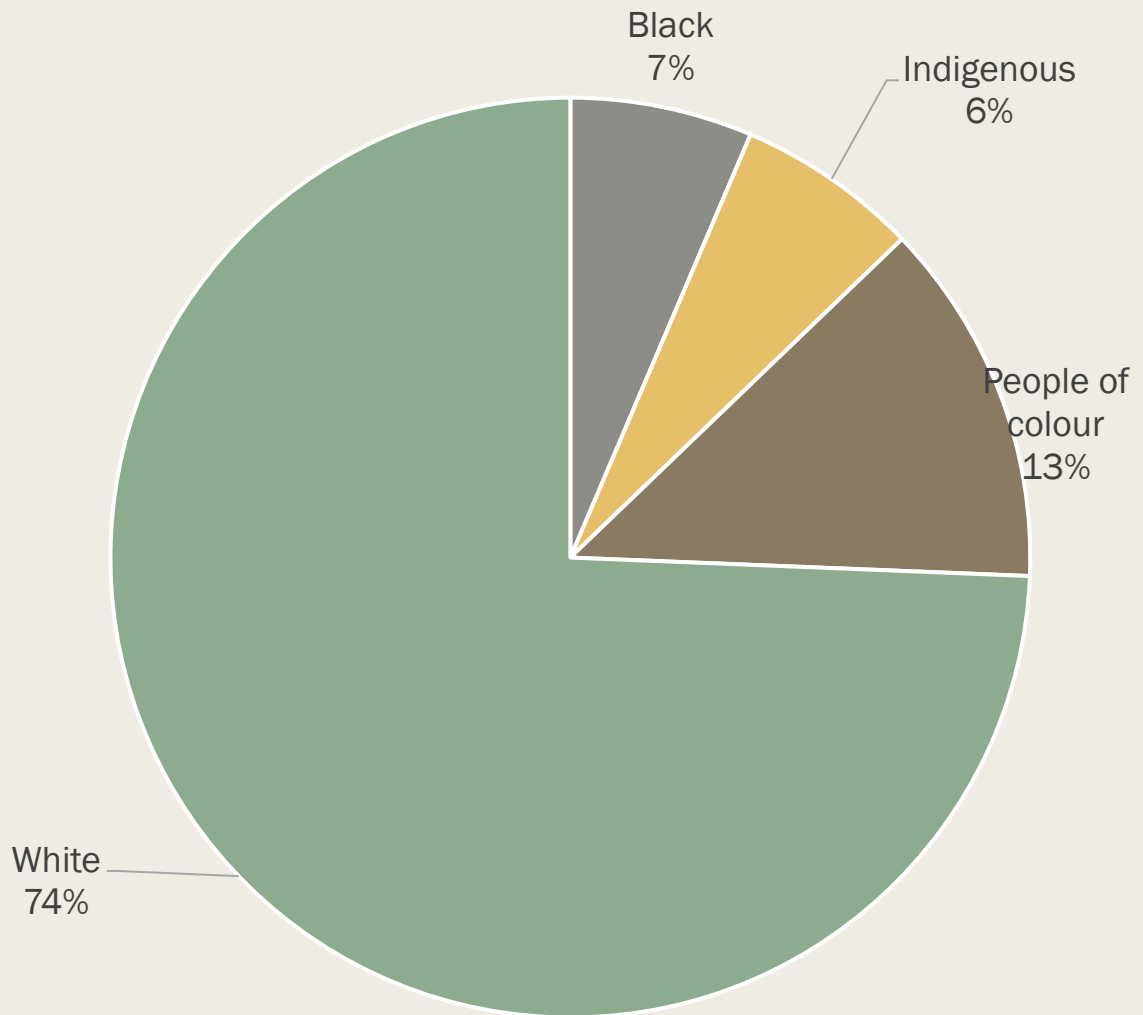
Top 5

Amount disbursed to qualified donees vs value of tax receipts issued

Foundation	Grants disbursed to qualified donees (\$)	Tax Receipts Issued (\$)
Vancouver Foundation	59,849,192	37,341,462
The Winnipeg Foundation	28,829,733	90,928,251
Toronto Foundation	18,972,521	13,905,342
Victoria Foundation	29,727,046	13,243,204
The Foundation of Greater Montreal	8,497,178	2,440,320
Total Top 5	145,875,670	157,858,579

Top 5 Board Demographics

The Charity Report reviewed the website and biographies of each board member to determine demographic.



Top 5 priorities as indicated by grants to qualified donees

The Vancouver Foundation
Overview – 2018

The Vancouver Foundation
Five years at a Glance

The Winnipeg Foundation
Overview – 2019

The Winnipeg Foundation
Five Years at a Glance

The Toronto Foundation
Overview – 2019

The Toronto Foundation
Five Years at a Glance

The Victoria Foundation
Overview – 2018

The Victoria Foundation
Five Years at a Glance

The Foundation of Greater
Montreal
Overview - 2019

The Foundation of Greater
Montreal
Five Years at a Glance

Top 15 Qualified Donees Overall
2014/2015 – 2018/19



The Vancouver Foundation

Overview - 2018

In 2018, the Vancouver Foundation made \$59.8 in grants to 1596 qualified donees.

The top 15 donees (0.9% of total donees) in 2018 received 20.9% (\$12.5 million) of the total amount granted, with an average grant of \$833,584.

The bottom 1581 donees (99.1%) received 79.1% (\$47.3 million) of the total grant amount with an average gift of \$29,947.

The Vancouver Foundation

Five Years at a Glance

Top 15 Qualified Donees, 2014 - 2018

Grantee	Grant (\$)
The University Of British Columbia	21,783,599
United Way of the Lower Mainland	14,938,953
Streetohome Foundation	12,757,447
British Columbia's Children's Hospital Foundation	12,288,716
Jack and Sylvia Gin Family Foundation	10,000,000
Liber Ero Foundation	5,956,345
St. Paul's Hospital Foundation of Vancouver	5,353,491
Simon Fraser University	4,237,223
British Columbia Conference The United Church of Canada	3,970,111
University of Victoria	3,584,673
The Justice Institute OF B.D. Foundation	3,505,537
Association of Neighbourhood Houses of British Columbia	3,373,467
Douglas College Foundation	3,372,918
VGH & UBC Hospital Foundation	3,233,520
Paul Sugar Palliative Support Foundation	3,110,870

The Winnipeg Foundation

Overview – 2019

In 2019, the Winnipeg Foundation made \$40.1 million in grants to 983 qualified donees

The top 15 donees (1.5% of total donees) in 2019 received 32.4% (\$13.0 million) of the total amount granted, with an average grant of \$866,628.

The bottom 968 donees (98.5%) received 67.6% (\$27.2 million) of the total grant amount with an average gift of \$27,623.

The Winnipeg Foundation

Five Years at a Glance

Top 15 Qualified Donees 2015 – 2019

Grantee	Grant
The Royal Winnipeg Ballet	6,642,826
The University Of Manitoba	6,101,938
University Of Winnipeg	4,752,461
Royal Manitoba Theatre Centre Inc	4,300,692
Winnipeg Regional Health Authority	3,382,518
University of Winnipeg	2,490,430
The Winnipeg Symphony Orchestra Inc.	2,446,717
The Manitoba Museum	2,270,894
The Winnipeg Art Gallery	2,039,633
Children's Heritage Fund	1,876,720
Assiniboine Park Conservancy Inc	1,833,051
Manitoba Habitat Heritage Corporations	1,544,808
The Forks Foundation inc	1,450,647
The Fort Whyte Foundation Inc	1,392,073
Ma Mawi-Wi-Chi-Itata Centre Inc	1,333,886

The Toronto Foundation Overview - 2019

In 2019, the Toronto Foundation made \$19.0 million in grants to 798 qualified donees

The top 15 donees (1.9% of total donees) in 2019 received 47.3% (\$9.07 million) of the total amount granted, with an average grant of \$604,653.

The bottom 783 donees (98.1%) received 52.7% (\$9.9 million) of the total grant amount with an average gift of \$12,647.

The Toronto Foundation

Five Years at a Glance

Top 15 Qualified Donees 2015 – 2019

Grantee	Grant
City of Toronto	5,005,106
Centre for Addiction and Mental Health Foundation	4,212,547
St. Michael's Hospital Foundation	3,601,458
National Arts Centre Foundation	1,026,542
Multiple Sclerosis Society of Canada	907,946
Trillium Health Partners Foundation	884,002
Royal Ontario Museum Foundation	679,729
University of Toronto	595,913
Tides Canada	580,491
Canadian Friends of Hebrew University	500,000
Trans Canada Trail	460,000
Canada Company:Many Ways to Serve	416,561
CIFAR - Canadian Institute For Advanced Research	400,000
British Columbia Institute of Technology Foundation	368,000
University of Manitoba	347,000

The Victoria Foundation Overview - 2018

In 2018, the Victoria Foundation made \$29.7 million grants to 459 qualified donees

The top 15 donees (3.3% of total donees) in 2018 received 76.3% (\$22.7 million) of the total amount granted, with an average grant of \$1.51 million.

The bottom 444 donees (96.7%) received 23.7% (\$7.0 million) of the total grant amount with an average gift of \$15,871.

The Victoria Foundation

Five Years at a Glance

Top 15 Qualified Donees, 2015 – 2019

Grantee	Grant
Tsay Keh Dene First Nation	12,535,667
Kwadacha First Nation	11,505,196
BC Search and Rescue Association	10,183,983
Art Gallery of Greater Victoria Foundation	8,395,549
Saanich Peninsula Hospital Foundation	2,056,005
Our Place Society	1,750,535
Pacific Opera Victoria	1,664,004
Simon Fraser University	1,604,350
University of Victoria	1,557,061
Victoria Conservatory of Music	1,419,140
Victoria Hospice & Palliative Care Foundation	1,307,916
Victoria Symphony Society	1,187,637
Pacific North-West Heritage Home Foundation 2013	925,000
Camosun College Foundation	823,228
Royal British Columbia Museum Foundation	789,866

The Foundation of Greater Montreal

Overview - 2019

In 2019, the Foundation of Greater Montreal made \$12.7 in million grants to 491 qualified donees

The top 15 donees (3.1% of total donees) in 2019 received 34.8.% (\$4.42 million) of the total amount granted, with an average grant of \$294,698.

The bottom 476 donees (96.9%) received 65.2% (\$8.3 million) of the total grant amount with an average gift of \$17,437

The Foundation of Greater Montreal

Five Years at a Glance

Top 15 Qualified Donees, 2015 – 2019

Grantee	Grant
Fondation de Claire et Jean-Pierre Léger	10,858,627
Royal Victoria Hospital Foundation	1,550,299
The Study School Foundation	1,328,089
Fondation Henrichon-Goulet	966,492
Centraide du Grand Montréal	857,361
Fusion Jeunesse	850,000
Fondation du Grand Montréal	842,052
Fondation Linoit	709,721
École Nationale de théâtre du Canada	642,460
Moisson Montréal	527,100
Fondation de l'Hôpital général de Montréal, MGH Foundation	526,983
Festival des Arts de Saint-Sauveur	481,370
Academos Cybermentorat	441,759
Corporation Sports-Québec	426,590
McGill University Health Centre	425,000

Top 15 Qualifed Donees Overall 2014/2015 – 2018/19

Foundation	Grantee	Grant
VANCOUVER	The University Of British Columbia	21,783,599
VANCOUVER	United Way of the Lower Mainland	14,938,953
VANCOUVER	Streetohome Foundation	12,757,447
VICTORIA	Tsay Keh Dene First Nation	12,535,667
VANCOUVER	British Columbia's Children's Hospital Foundation	12,288,716
VICTORIA	Kwadacha First Nation	11,505,196
MONTREAL	Fondation de Claire et Jean-Pierre Léger	10,858,627
VICTORIA	BC Search and Rescue Association	10,183,983
VANCOUVER	Jack and Sylvia Gin Family Foundation	10,000,000
VICTORIA	Art Gallery of Greater Victoria Foundation	8,395,549
WINNIPEG	The Royal Winnipeg Ballet	6,642,826
WINNIPEG	The University Of Manitoba	6,101,938
VANCOUVER	Liber Ero Foundation	5,956,345
VANCOUVER	St. Paul's Hospital Foundation of Vancouver	5,353,491
TORONTO	City of Toronto	5,005,106

Appendix A

Community Foundations Listing by Asset



Community Foundations Listing by Assets, 2018

	Foundation	Total Assets	Amount Disbursed
MN	South Saskatchewan Community Foundation Inc.	69,654,380	7,680,022
MN	Community Foundation for Kingston & Area	20,956,075	1,199,980
ON	WindsorEssex Community Foundation	18,639,239	1,329,539
BC	Community Foundation of the North Okanagan	17,559,493	871,646
MN	Clayoquot Biosphere Trust	17,127,097	1,303,490
BC	Brant Community Foundation	17,025,206	949,452
MN	The Greater Saint John Community Foundation	16,626,518	1,880,910
MN	Community Foundation Grey Bruce	15,360,365	1,105,376
BC	The Guelph Community Foundation	14,696,773	934,808
MN	West Vancouver Community Foundation	14,564,844	609,068
BC	Red Deer & District Community Foundation	14,560,092	853,299
MN	Battle River Community Foundation	14,345,873	1,052,889
ON	Community Foundation of the South Okanagan	13,563,809	1,188,475
MN	Banff Canmore Community Foundation	13,462,981	684,229
BC	Burlington Community Foundation	13,314,203	1,550,291
MN	Abbotsford Community Foundation	13,150,130	1,046,735
MN	Community Foundation of Southeastern Alberta	13,108,678	804,065
MN	Brandon Area Community Foundation Inc.	12,906,327	777,262
BC	Comox Valley Community Foundation	12,900,630	701,701
MN	The Prince George Community Foundation	12,878,267	815,042

Community Foundations Listing by Assets, 2018/2

	Foundation	Total Assets	Amount Disbursed
BC	Cambridge & North Dumfries Community Foundation	12,558,503	1,887,469
BC	Thunder Bay Community Foundation	11,183,543	1,352,725
MN	The Community Foundation of Prince Edward Island	11,159,982	825,334
ON	Selkirk & District Community Foundation	10,526,524	504,841
BC	Community Foundation of Greater Peterborough	10,405,447	893,818
MN	Shuswap Community Foundation	10,036,319	577,980
BC	Community Foundation of Portage and District Inc.	9,673,607	423,968
BC	Francofonds – La Fondation Communautaire du Manitoba Francais	9,542,117	610,642
SK	Community Foundation of Nova Scotia	9,205,437	1,207,115
BC	BC Interior Community Foundation	8,804,332	441,674
MN	Brampton and Area Community Foundation	8,776,682	843,919
ON	Community Foundation Of Northwestern Alberta	8,085,283	708,658
MN	The Chatham Kent Community Foundation	7,754,852	489,695
BC	SurreyCares	7,389,113	445,235
BC	Sarnia Community Foundation	7,098,279	412,969
AT	The Temiskaming Foundation	7,046,900	458,565
AB	Fundy Community Foundation	6,990,522	350,948
MN	Salt Spring Island Foundation	6,913,685	694,923
MN	The Killarney Foundation Inc.	6,693,760	352,673
BC	Whistler Community Foundation	6,463,280	815,988

Community Foundations Listing by Assets, 2018/3

	Foundation	Total Assets	Amount Disbursed
ON	The Community Foundation of Orillia and Area	6,167,202	296,562
MN	Drayton Valley Community Foundation	5,645,077	675,959
ON	Kenora and Lake of the Woods Regional Community Foundation	5,353,627	778,384
BC	Dauphin & District Community Foundation	5,096,472	252,871
ON	Sunshine Coast Community Foundation	5,036,328	314,447
MN	Nanaimo Foundation	4,857,772	684,762
AB	Mission Community Foundation	4,652,000	194,039
QC	Richmond Community Foundation	4,614,978	207,143
MN	Stratford and Perth County Community Foundation	4,608,031	479,543
BC	Sudbury Community Foundation	4,352,364	329,628
MN	Durham Community Foundation	4,246,988	389,092
MN	Winkler Community Foundation Inc.	4,235,760	269,347
ON	Winkler Community Foundation Inc.	4,235,760	269,347
BC	Elgin-St. Thomas Community Foundation	4,117,007	530,915
AB	North Shore Community Foundation	3,988,002	462,904
ON	The Boissevain and Morton Foundation Incorporated	3,912,467	510,187
BC	Beautiful Plains Community Foundation Inc.	3,840,385	242,488
BC	Community Foundation for Lennox and Addington	3,656,819	258,004
BC	The Norfolk Community Foundation	3,551,369	152,544
MN	Huron Community Foundation	3,383,541	378,069

Community Foundations Listing by Assets, 2018

	Foundation	Total Assets	Amount Disbursed
MN	Community Foundation of Halton North	3,283,172	272,027
BC	Carberry and Area Community Foundation Inc.	3,280,334	119,515
ON	The County Community Foundation	3,228,734	493,174
MN	Coquitlam Foundation	3,206,773	256,023
ON	Community Foundation of Swan Valley Inc.	3,197,058	201,279
BC	The Perth and District Community Foundation	3,174,471	249,539
MN	Parksville-Qualicum Foundation	2,956,637	106,121
ON	Community Foundation of the Kootenay Rockies	2,898,482	125,776
ON	Phoenix Foundation of the Boundary Communities	2,834,885	173,514
BC	Quesnel Community Foundation	2,803,402	104,206
MN	Grand Bend Community Foundation	2,571,337	158,405
MN	Revelstoke Community Foundation	2,468,832	155,482
MN	Creston Kootenay Foundation	2,408,747	150,755
BC	Carleton North Community Foundation	2,403,710	413,428
BC	Westshore Community Foundation Inc.	2,284,953	138,580
ON	Westshore Community Foundation Inc.	2,284,953	138,580
ON	Sussex Area Community Foundation Inc.	2,258,508	164,707
BC	Virden Area Foundation Inc.	2,194,615	93,390
MN	Delta Foundation	2,155,036	61,844
MN	The Carman Area Foundation Inc.	2,122,500	319,423

Community Foundations Listing by Assets, 2018/4

	Foundation	Total Assets	Amount Disbursed
ON	Fondation Communautaire du Temiskaming	2,106,890	239,922
MN	The Minnedosa Foundation Inc.	2,059,290	128,990
ON	Pilot Mound & District Foundation Inc.	2,043,708	156,760
MN	Thompson Community Foundation	1,966,434	164,935
ON	Morden Area Foundation Inc.	1,924,122	102,228
AT	The Glenboro Area Foundation Inc.	1,844,387	262,203
AB	North Norfolk – MacGregor Foundation Inc.	1,778,327	68,081
BC	Community Foundation of Newfoundland and Labrador	1,630,469	141,163
AT	Forest Community Foundation	1,593,640	89,399
SK	Family & Friends Community Foundation Inc.	1,572,995	73,612
ON	Elkhorn & Area Foundation	1,501,592	85,774
MN	Tiger Hills Community Foundation Inc.	1,494,738	39,411
BC	Oxford Community Foundation	1,488,047	144,329
MN	The Altona Community Foundation Inc.	1,433,477	57,240
ON	North Bay and Area Community Foundation	1,418,216	470,127
BC	Prince Albert and Area Community Foundation Inc.	1,241,679	98,955
SK	Campbell River Community Foundation	1,235,425	133,695
BC	Bulkley Valley Community Foundation	1,213,322	54,194
MN	Battlefords and District Community Foundation Inc.	1,190,936	89,007
ON	Roblin District Community Foundation	1,156,695	176,011

Community Foundations Listing by Assets, 2018/5

	Foundation	Total Assets	Amount Disbursed
MN	Maple Ridge Community Foundation	1,148,937	202,042
MN	Golden & District Community Foundation	1,106,651	71,510
ON	Northern Neighbours Foundation, Inc.	1,078,598	149,567
AT	LeRoi Community Foundation	1,057,565	42,113
BC	Brockville and Area Community Foundation	1,056,782	41,756
AB	Living Legacy Community Foundation	1,032,034	308,109
ON	Muskoka Community Foundation	1,026,406	152,546
BC	The Steinbach Community Foundation Inc.	1,017,843	25,770
ON	The Interlake Community Foundation Inc.	979,473	78,205
ON	The Deep River and District Community Foundation	970,672	108,751
BC	Aylmer Area Community Foundation	954,305	27,032
MN	Alberni Valley Community Foundation	951,062	61,361
MN	Powell River Community Foundation	912,099	30,384
ON	Brokenhead River Community Foundation Inc.	898,132	52,294
BC	The Southwest Manitoba Regional Foundation	820,293	28,507
SK	Pinawa Community Foundation Inc.	818,131	90,406
MN	Barrie Community Foundation	800,616	266,230
ON	Souris Glenwood Foundation Inc.	756,960	25,913
ON	Reston and Area Foundation Inc.	756,749	45,606
AT	Pembina – Manitou Area Foundation Inc.	718,512	11,576

Community Foundations Listing by Assets, 2018/6

	Foundation	Total Assets	Amount Disbursed
ON	Pembroke Petawawa District Community Foundation	650,948	173,019
BC	Port Coquitlam Community Foundation	643,028	219,572
BC	Northeast Regional Community Foundation	642,802	13,855
ON	The Cartwright and Area Foundation Inc.	606,770	38,702
AB	Port Moody Foundation	599,090	37,388
ON	Squamish Community Foundation	593,181	55,058
ON	The Temagami Community Foundation	587,793	72,238
BC	Headingley Community Foundation	542,879	41,236
ON	Plum Coulee Community Foundation	538,266	55,345
MN	Lac du Bonnet and District Foundation	535,129	21,993
AT	Columbia Valley Community Foundation	523,634	299,875
BC	Prince Rupert Regional Community Foundation	523,481	21,437
MN	Rivers and Area Community Foundation Inc.	506,031	52,516
BC	Osprey Community Foundation	498,023	527,003
MN	Centre Wellington Community Foundation	491,743	74,543
ON	Grandview & District Community Foundation	491,295	41,637
ON	Oak Lake & Area Foundation Inc.	464,511	29,930
ON	Miami and Area Foundation Inc.	462,719	32,274
MN	Kitimat Community Foundation	459,237	70,283
ON	Wawanesa Community Foundation Inc.	445,491	17,706

Community Foundations Listing by Assets, 2018/7

	Foundation	Total Assets	Amount Disbursed
ON	Hamiota Community Foundation	400,352	8,193
BC	Nakusp and Area Community Foundation	340,327	15,945
MN	Bowen Island Community Foundation	322,434	276,924
MN	Birtle and District Foundation	294,791	49,398
AT	Coldwell Community Foundation	258,051	18,442
BC	Wood Buffalo Community Foundation	248,024	803,624
MN	North Thompson Communities Foundation	240,887	16,043
ON	Cypress River & Area Foundation Inc.	221,579	3,318
BC	Airdrie and District Community Foundation	221,564	1,625,453
ON	Thetis Island Community Fund	217,701	29,320
AT	The Morris Area Foundation Inc.	216,540	14,445
MN	Rural Communities Foundation of Nova Scotia	198,674	57,861
ON	Community Foundation of Castlegar & District	196,703	14,492
ON	Kimberley and District Community Foundation	195,183	43,474
BC	Shoal Lake Community Foundation	173,295	27,740
BC	Holland & Area Community Foundation Inc.	166,706	6,793
BC	Caledonia Community Foundation	160,698	35,632
BC	Bradford West Gwillimbury and District Community Foundation (BWGDCF)	157,410	3,343
AB	Icelandic River Community Foundation	129,093	9,121
ON	Hamiota Community Foundation	400,352	8,193

Community Foundations Listing by Assets, 2018/8

[illegible]

Appendix B

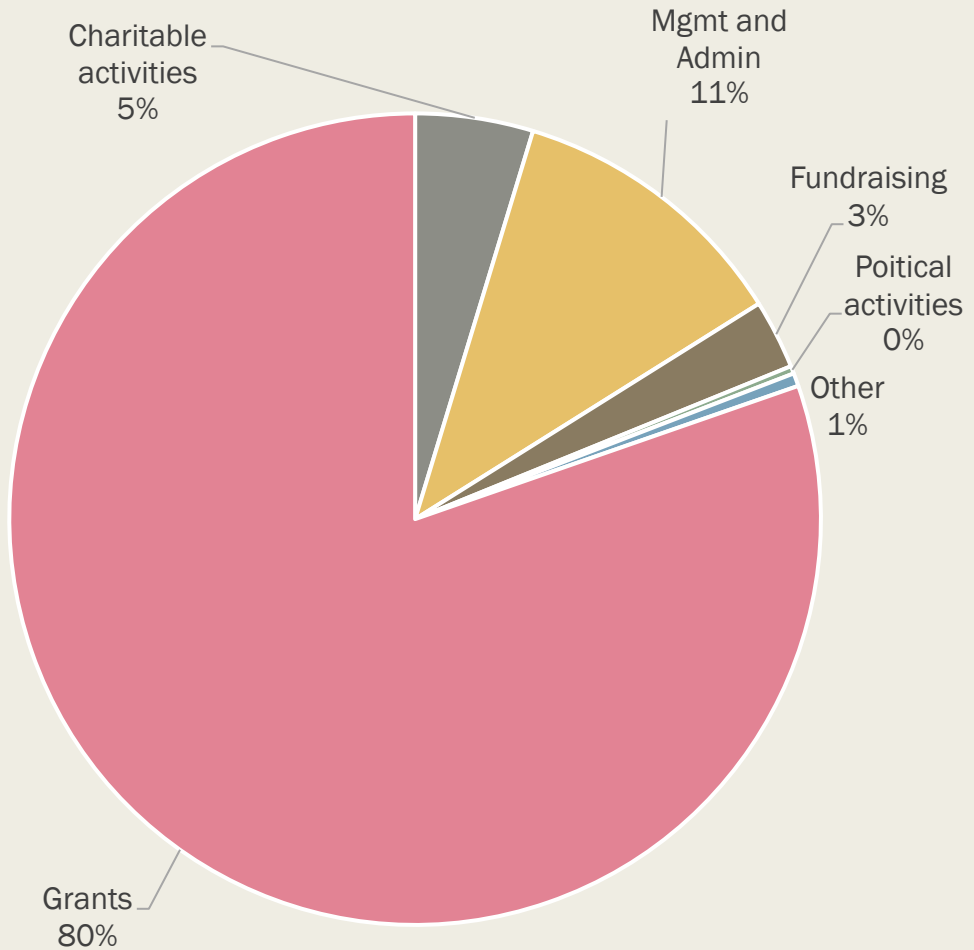
Top 5 Expenditure Breakdown by Foundation



The Vancouver Foundation

Total Disbursements, 2014 – 2018

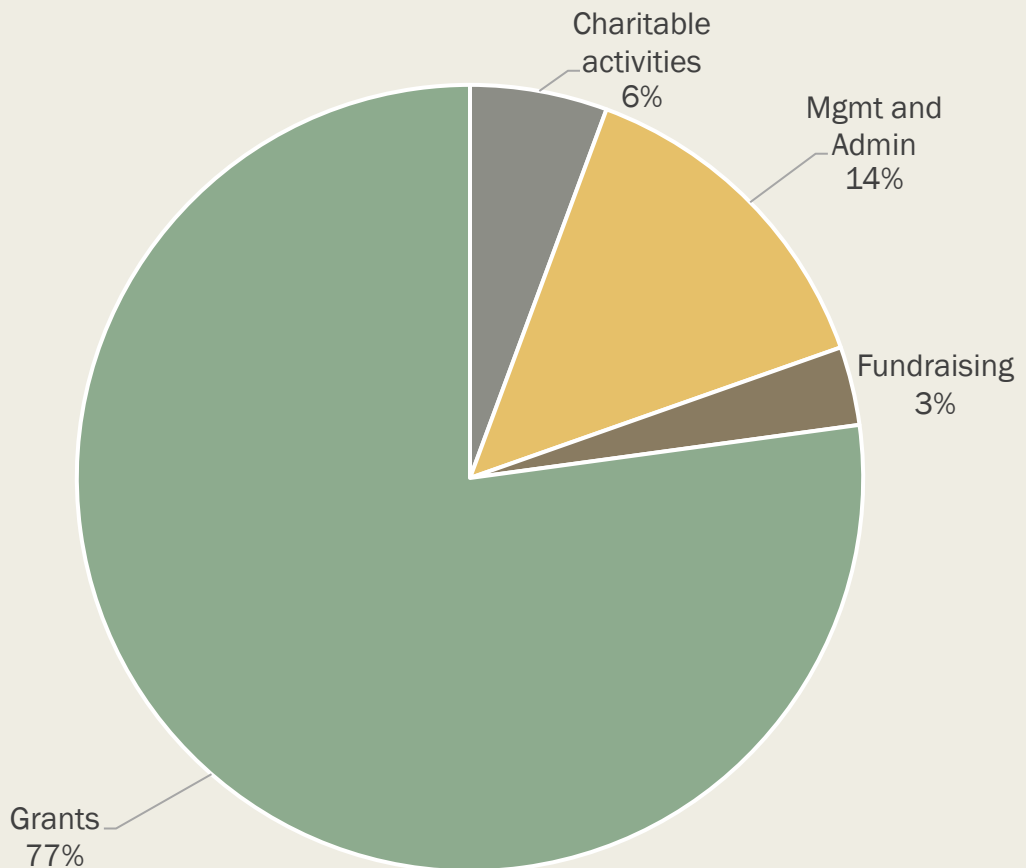
\$335,315,821



The Winnipeg Foundation

Total Disbursements, 2014 – 2018

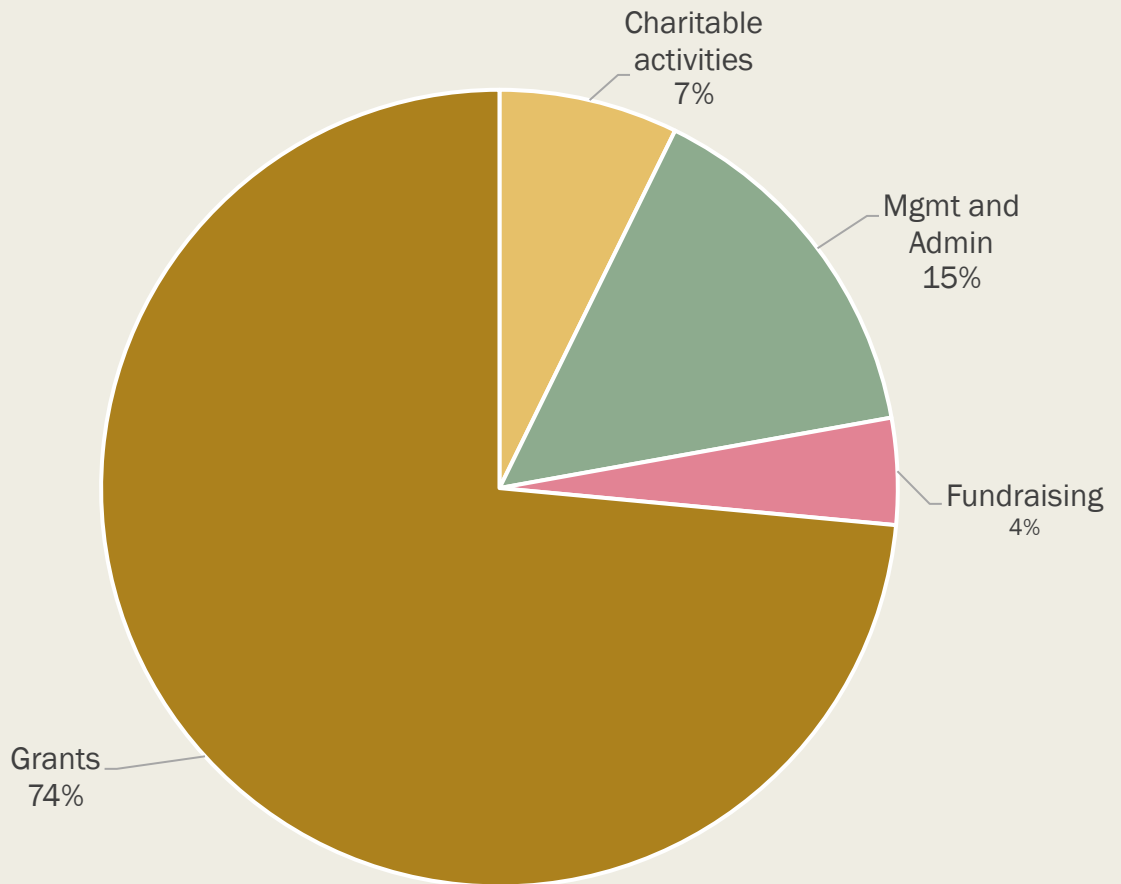
\$187,087,209



The Toronto Foundation

Total Disbursements, 2015 - 2019

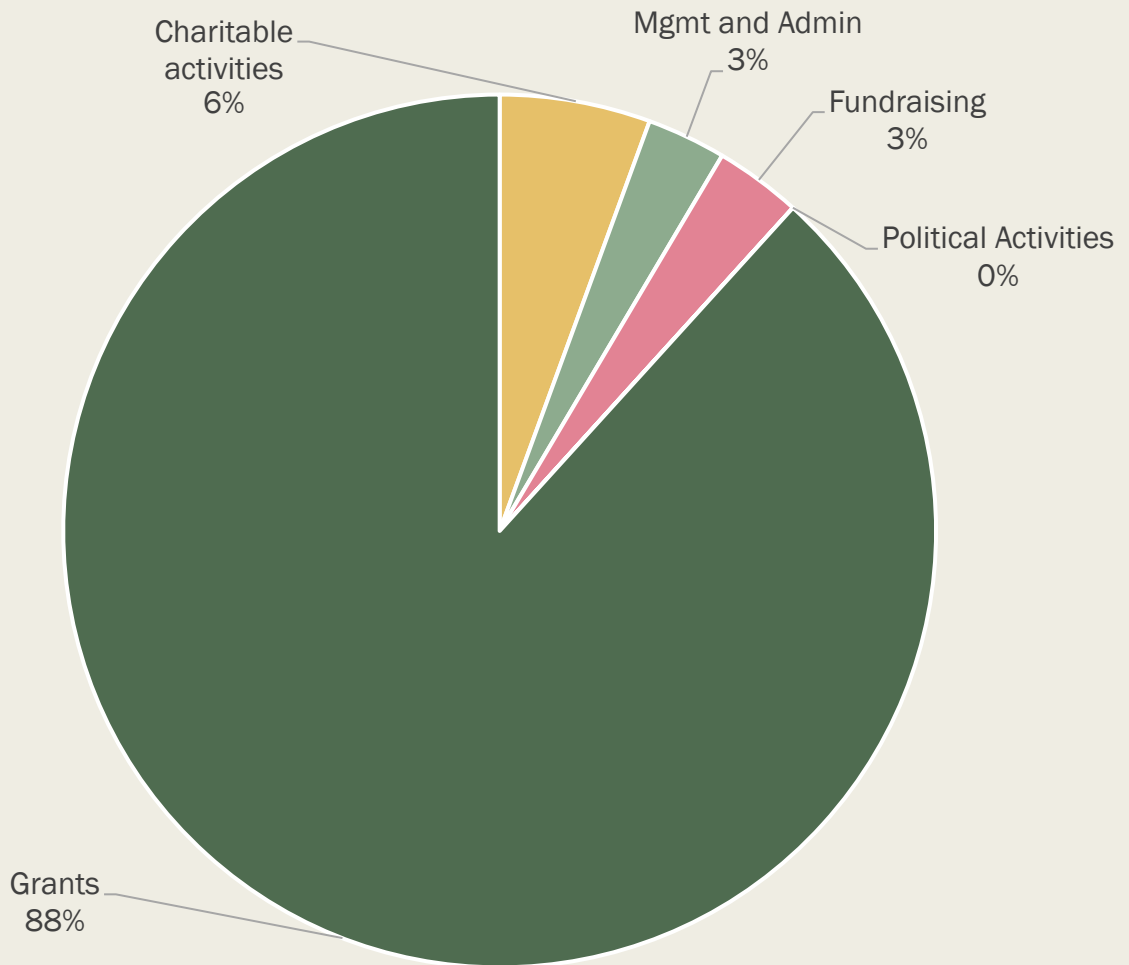
\$93,918,338



The Victoria Foundation

Total Disbursements, 2015 - 2019

\$99,968,829



The Foundation of Greater Montreal

Total Disbursements, 2015 – 2019
\$61,283,024

